
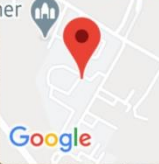

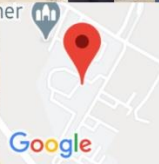



Workshop Department

Sr. No.	Section	Area (Meter Sq.)	Dead Stock Cost (Rs)	Furniture Cost (Rs)
1.	Turning	235.335	7409738.86	323342.287
2.	Machine Shop	92.380		
3.	Fitting Shop	150.800	326984.58	
4.	Carpentry & Pattern Making	94.730	247203.28	
5.	Black Smithy and foundry	81.510	95991.25	
6.	Tin Smithy	104.650	195471.87	
7.	Welding	119.640	556874.80	
8.	CNC	40.455	1765478.42	
9.	Audio Visual Lab	31.299	218418.33	
10.	Workshop Store	41.060		
11.	Administrative area	85.982		
		Total Carpet Area= 1077.841	10816161.38	323342.3
Total Dead Stock including Semi-Consumable and Furniture =			11139503.67	

Sr. No.	Section	Image
1.	Turning	 <p data-bbox="813 575 976 737">  Ghulewadi, Maharashtra, India Avcoe Campus Rd, Ghulewadi, Maharashtra 422608, India Lat N 19° 36' 49.5612" Long E 74° 11' 6.3312" 03/04/21 10:02 AM </p>
2.	Machine Shop	 <p data-bbox="813 1066 976 1228">  Ghulewadi, Maharashtra, India Avcoe Campus Rd, Ghulewadi, Maharashtra 422608, India Lat N 19° 36' 49.2696" Long E 74° 11' 6.2664" 03/04/21 10:04 AM </p>

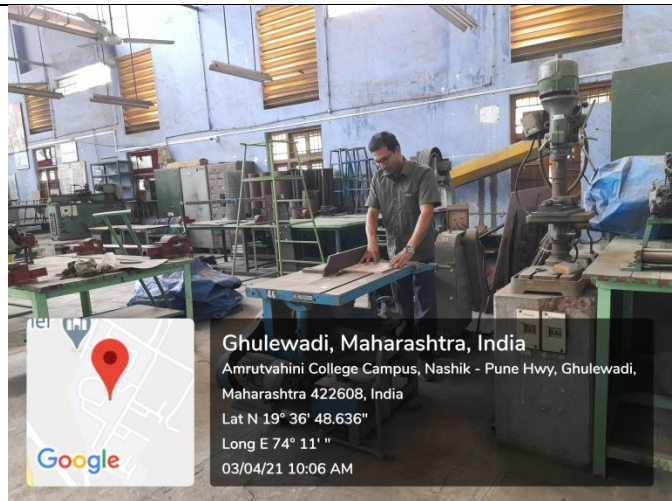
3.

Fitting Shop



4.

Carpentry & Pattern Making



5.

Black Smithy and foundry



6.

Tin Smithy



7.

Welding



8.

CNC



9.

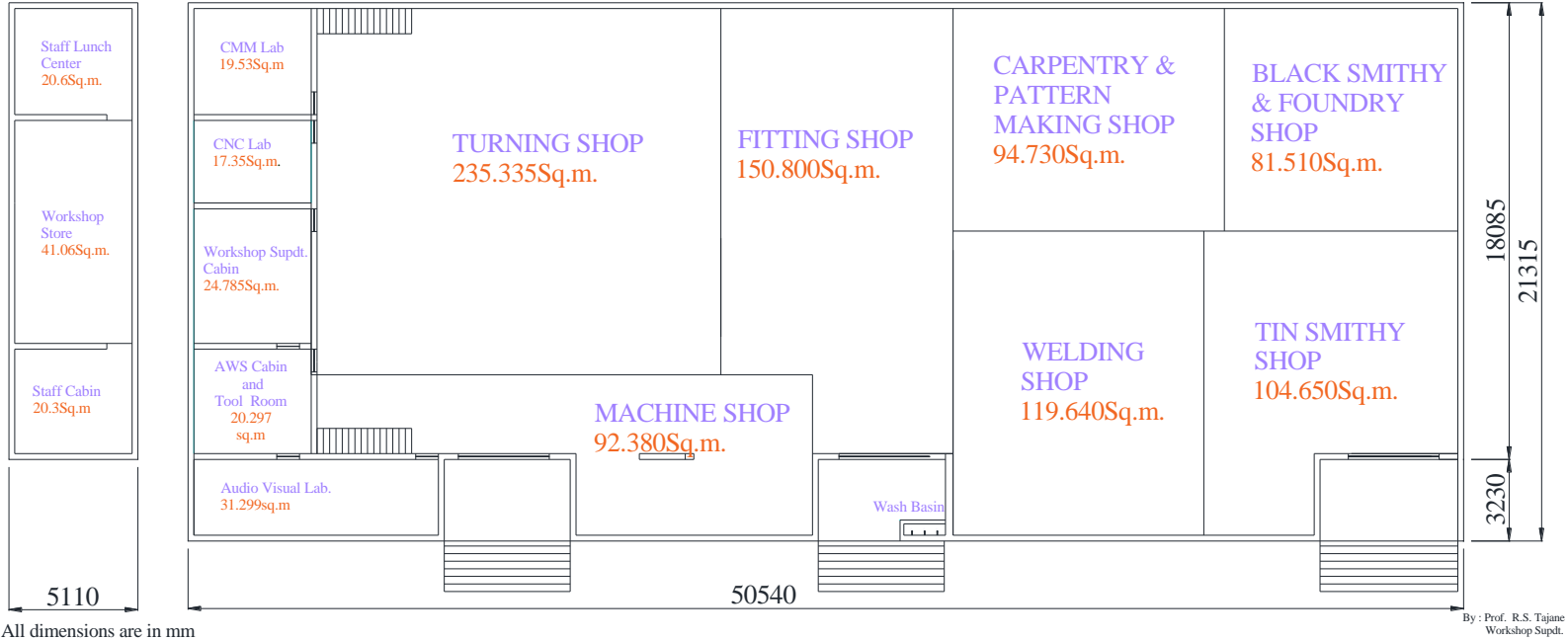
Audio Visual Lab



LAYOUT

Total Carpet Area: 995.881 Sq.m. (Ground Floor) + 81.960 Sq. m. First Floor = 1077.841Sq. m.

Total Carpet Area: 1077.841 x 1.25 = 1347.301Sq. m.

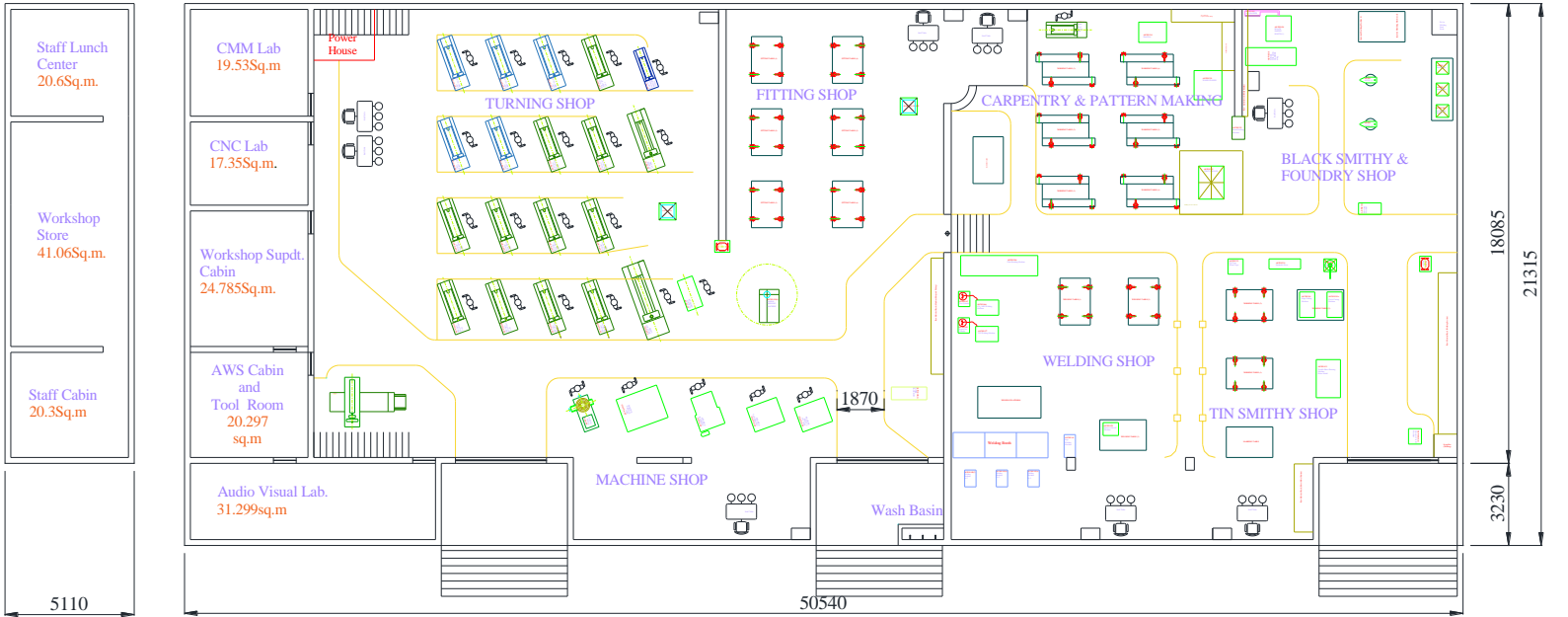


By : Prof. R.S. Tajane
Workshop Supdt.

LAYOUT

Total Carpet Area: 995.881 Sq.m. (Ground Floor) + 81.960 Sq. m. First Floor = 1077.841Sq. m.

Total Carpet Area: 1077.841 x 1.25 = 1347.301Sq. m.



All dimensions are in mm

By : Prof. R.S. Tajane
Workshop Supdt.